

Read and Choose

Look at the pictures and circle the matching words.



bib pig



zip sit



bin lid



bin lid



bib pig

Bonus

Read the words and tick the boxes.

kid
wig
fig
pin
win
rip
dip
kit

Read and Choose

Look at the pictures and circle the matching words.



ship shop



cash shell



fish dish



sh dish



ship shop



Bonus

Read the words and tick the boxes.

she
shot
shed
shin
wish
rush
rash

Read and Choose

Look at the pictures and circle the matching words.



cube tube



fume mule



tune dune



fume mule



tune dune



cube tube

Bonus

Read the words and tick the boxes.

rule
duke
cute
huge
mute
dude
puke
rude

Read and Choose

Look at the pictures and circle the matching words.



see feed



peek three



sleep seed



sleep seed



see feed

Bonus

Read the words and tick the boxes.

bee
need
been
keep
meet
seem
deep
green

Read and Choose

Look at the pictures and circle the matching words.



squirt stir



girl circle



dirt bird



girl circle



dirt bird



squirt stir

Bonus

Read the words and tick the boxes.

sir
firm
first
third
birth
twirl
shirt
swirl

Read and Choose

Look at the pictures and circle the matching words.



paw draw



lawn yawn



straw saw



lawn yawn



straw saw



paw draw

Bonus


Read the words and tick the boxes.

jaw
law
raw
dawn
claw
flaw
hawk
crawl

In the first type of activity, students read the words and circle the one that they think matches the picture. There are some bonus words to read too.

Read and Choose


Look at the pictures and
circle the matching
words.



hat cat



bag sad



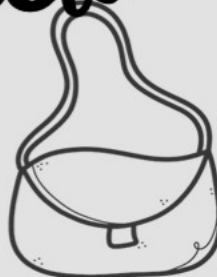
map ran



map ran



hat cat



bag sad

Preview

Bonus

Read the words
and tick the boxes.

bat

☐

rat

☐

cap

☐

nap

☐

can

☐

rag

☐

dad

☐

cab

☐

Read and Match

Cut out the pictures and glue them next to the matching sentences.

e

I have a pen.



I see ten.



This is my bed.



Can you see the net?



She is a vet.



I see a web.



Read and Match

Cut out the pictures and glue them next to the matching sentences.

S blends

Can you see the stem?



She likes to skip.



He will them.



I have a snack.



I see lots of spots.



She likes to



Read and Match

Cut out the pictures and glue them next to the matching sentences.

ch

He likes to chat.



Look! I see a witch.



This is my lunch.



I see

He

Do

Read and Match

Cut out the pictures and glue them next to the matching sentences.

i-e

I have a big bite.



Can you see the nine?



Look at him wipe.



He likes to hide.



Here are the dice.



This is my big file.



Read and Match

Cut out the pictures and glue them next to the matching sentences.

ue

ue will to you.



rescue



eat



Can you see a clue?



This is a box of tissues.



They argue a lot.



Read and Match

Cut out the pictures and glue them next to the matching sentences.

ew

I chew my food slowly.



I can see dew on the leaves.



Here is a small screw.



I blew on the flower.



Look! I grew taller.



The witch made a brew.



Read and Match

Cut out the pictures and glue them next to the matching sentences.

or

Here comes a big storm!



Where is the cord?



Oh no! It is torn.



I like to play the horn.



Can you see the cork?



I eat with a fork.



In the second type of activity, students read the sentences. Then, they cut out the pictures and glue them next to the correct sentence.

Read and Match

Cut out the pictures and
glue them next to the
matching sentences.

sh

I see a fish.

She likes to
shop.

Here is a
ship.




Look at the
shell.

I have lots
of cash.

Can you see
the dish?

Preview

©AlexandraBaxter2021



Read and Answer

Read the passage and highlight the a words. Answer the questions.

Read

I see a **cat**. He is **sat** on the **mat**. The **cat** has a **hat** and he likes to **nap**. The **cat** can see a **rat**. The **rat** is in a **bag**. The **cat** is **sad**.



Answer

1.) What does the cat like?

He likes to nap.

2.) Where is the rat?

The rat is in a bag.

Read and Answer

Read the passage and highlight the o-e words. Answer the questions.

Read

This is my **home**. I have **roses** and my nose likes it. But my **home** has a **mole**. He **dig**s a big **hole**. I look in the **hole**. I get a **pole** and **poke** at it. I can see a **bone** in the **hole**!



Answer

1.) What does the mole do?

He digs a big hole.

... in the hole?

Read and Answer

Read the passage and highlight the ur words. Answer the questions.

Read

Muri likes to **surf** and go to **church**. She has **curls** and a big **purse**. **Muri** is a **nurse**. She can help you if you have a **burn**. **Muri** can help you if you are **hurt**. My **turtle** got **hurt**. She did not help. **Muri** is not a vet! She will not help you if you have **fur**.



Answer

1.) What does Muri like to do?

Muri likes to surf.

2.) When will Muri help you?

If you have a burn or you are hurt.

Read and Answer

Read the passage and highlight the th words. Answer the questions.

Read

Thelma has a bath. In the tub, she thinks about lots of things. Then, **Thelma** sees a **moth**. She picks up the **moth** with her thumb. It is so thin!



Answer

1.) What does Thelma see?

Thelma sees a moth.

Read and Answer

Read the passage and highlight the ai words. Answer the questions.

Read

Paige must get the mail. There is a letter in the mailbox. But she can see rain. There is a lot of rain. **Paige** can see hail as well. She begins to wail. **Paige** thinks that she will fail and the mail will get wet. The rain is such a pain! The letter will have to wait.



Answer

1.) What can Paige see?

Paige can see rain.

Read and Answer

Read the passage and highlight the ou words. Answer the questions.

Read

This is my pet mouse. He runs about on the ground. My mouse hates loud sounds. He hides under the couch if I shout too loud. Once I found him in my bed! I also have a pet pig in my house. He has a big snout and he hates my pet mouse.



Answer

1.) What does the mouse hate?

The mouse hates loud sounds.

2.) What does the pig hate?

The pig hates the mouse.

In the third type of activity, students read the passage. They highlight words and answer questions.

Read and Answer

Read the passage and
highlight the ay words.
Answer the questions.

ay

Read

Kay likes to play all day. She will stay home and have lots of fun. Kay has lots of ways to play. She may play with a ball. Kay has a gray bear as well. She will say, "This is so much fun!" At bedtime, Kay will lay her toys in a box or tray. She must put them away!



Answer

Preview

1.) What does Kay play with?

2.) What happens at bedtime?

Read and Choose Answer Key aw



paw draw



lawn yawn



straw saw



lawn yawn



straw saw



paw draw

Bonus

Read the words and tick the boxes.

jaw	<input checked="" type="checkbox"/>
law	<input checked="" type="checkbox"/>
raw	<input checked="" type="checkbox"/>
dawn	<input checked="" type="checkbox"/>
claw	<input checked="" type="checkbox"/>
flaw	<input checked="" type="checkbox"/>

Answer Keys Are Included

Read and Match Answer Key ar

This car is very fast.



This is my new jar.



My dog likes to bark.



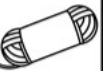
The hen is in the barn.



I love to play the harp.



Have you seen my yarn?



Preview

Read and Answer Answer Key a-e

Read

This is **Dave**. Can you see his **cape**? He likes to fly over **lakes** and **caves**. It is a fun **game**. It is like a **race**. After, **Dave** will **bake**. He will **make** a big **cake**. Do you like **cake**?



Answer

1.) What does Dave like to do?

He likes to fly over lakes and caves.

2.) What will Dave make?

He will make a big cake.

Read and Choose

Look at the picture
circle the correct word



bib pig



zip sit




bin lid



zip sit



bin lid



bib pig

CVC Short Vowels
(a, e, i, o, u)

Read and Match

Cut out the pictures
glue them next to
matching sentences

He likes to
chat.



Look! I see a
witch.



This is my
lunch.



I see a big
chili.

Here is a
chick.

Do you like
chips?

**Digraphs & Blends (sh,
ch, th, wh, s, l, r)**



Read and Answer

Read the passage and
highlight the o-e words.
Answer the questions.

o-e

Read

This is my home. I have roses
and my nose likes it. But my
home has a mole. He digs a big
hole. I look in the hole. I get a
pole and poke at it. I can see
a bone in the hole!



Answer

1.) What does the mole do?

He digs a big hole.

2.) What is in the hole?

A bone.

CVCe Long Vowels
(a, i, o, u)

Read and Choose

Look at the pictures and
circle the matching
words.

ee



see feed



peek three



sleep seed



peek three



sleep



Bonus

Read the words
and tick the boxes.

bee	<input checked="" type="checkbox"/>
need	<input checked="" type="checkbox"/>
been	<input checked="" type="checkbox"/>
keep	<input checked="" type="checkbox"/>
meet	<input checked="" type="checkbox"/>
seem	<input checked="" type="checkbox"/>
deep	<input checked="" type="checkbox"/>
green	<input checked="" type="checkbox"/>

Vowel Teams (ai, ay,
ee, ie, oa, oe, ue, ui)

Read and Match

Cut out the pictures and glue them next to the matching sentences.

I chew my food slowly.

I can see dew on the leaves.

Here is a small screw.

The wi
made a



**Diphthongs (aw, au,
ew, oo, oi, oy, ou, ow)**

Read and Answer

Read

Read the passage and
highlight the ur words.
Answer the questions.

Murl likes to surf and go to church.
She has curls and a big purse. Murl is
a nurse. She can help you if you have
a burn. Murl can help you if you are
hurt. My turtle got hurt. She did not
help. Murl is not a vet! She will not
help you if you have fur.

Answer

1.) What does Murl like to do?

Murl likes to surf.

When will Murl help you?

you have a burn or you



R Controlled Vowels
(ar, er, ir, or, ur)